

Accessories

Grease separators for underground installation

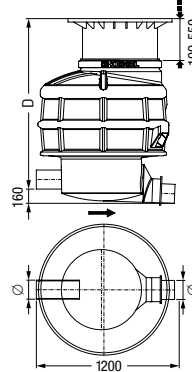
Sampling chamber Ø 1000

Cover class A/B

Compatibility: For separation systems NS 1 – NS 20 and special models; for underground installation
Installation depth (D): 1145 – 1585 mm
 (Other installation depths available on request)
Drop height: 160 mm

Cover class D, with Lock & Lift function

Inclusive: Inlet and outlet Ø ... for synthetic material pipes in: PE-HD (according to EN 12666-1); PVC-KG (according to EN 1401-1); PP or AS.
 With integrated access steps, with vertically height-adjustable upper section made of polymer, with cover class A / B, D according to EN 124 in cast iron sealed odour-tight, incl. removal mechanism.



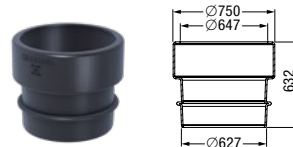
Outer dia-meter Ø (mm)	Suitable for separator	Art. no.
Ø 110	NS 1, NS 2, NS 4	915 10 10B
Ø 160	NS 7, NS 10	915 10 15B
Ø 200	NS 15, NS 20*	915 10 20B
Ø 110	NS 1, NS 2, NS 4	915 10 10D
Ø 160	NS 7, NS 10	915 10 15D
Ø 200	NS 15, NS 20*	915 10 20D

*Suitable for individual solutions

Extension section

Extension section

Compatibility: For underground grease separators with 600 mm access cover
Height increase: 500 mm



Art. no.

917 460

Sampling chamber Ø 400

Cover class A

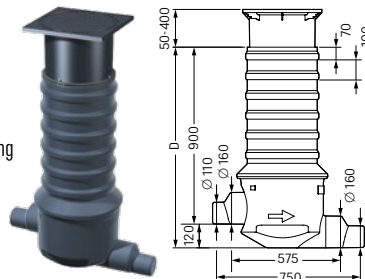
Compatibility: For connection to outlet pipe of separator for underground installation

Cover class B

Installation depth (D): 400 – 1300 mm
 (minimum installation depth can be achieved by cutting off)

Cover class D

Drop height: 120 mm (160 mm on request)
Inclusive: Telescopic upper section with clamping ring, cover class A / B / D, sealed odour-tight
Extension: 600 mm
 with extension section Art. no. 915 402



In-/Outlet	Art. no.
Ø 110/160	915 880A
Ø 110/160	915 880B
Ø 110/160	915 880D