

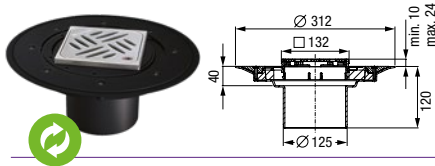
Modular system 125

The Ultraflat 54 and The Ultraflat 79

System 125

Variofix shallow bed upper sections

with covers in stainless steel



with design cover

in stainless steel AISI 304 or AISI 316L

Material: ABS, rim in stainless steel

Class: L 15 (Kessel, Oval) / K 3 (Spot, Slot)

Tile thickness: 8 – 21 mm

Cover: 120×120 mm

Anti-slip class design cover Kessel:

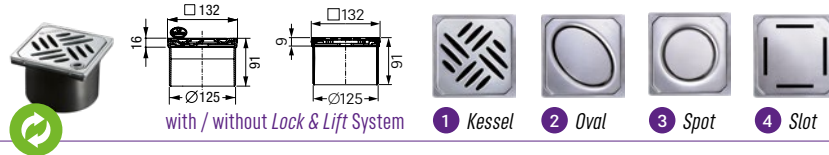
R9 according to DIN 51130; C according to DIN 51097

Inclusive: Waterproofing membrane

Cover	Art. no.	Cover	Art. no.
with Lock & Lift System		without Lock & Lift System	
1	AISI 304 48 904	1	AISI 304 48 625
2	AISI 304 48 905	2	AISI 304 48 626
3	AISI 304 48 621	3	AISI 304 48 620
4	AISI 304 48 619	4	AISI 304 48 618
1	AISI 316L 48 204	2	AISI 316L 48 670
2	AISI 316L 48 669		

Upper sections

with covers in stainless steel



with design cover

in stainless steel AISI 304 or AISI 316L

Material: ABS, rim in stainless steel

Class: L 15 (Kessel, Oval) / K 3 (Spot, Slot)

Cover: 120×120 mm

Anti-slip class design cover Kessel:

R9 according to DIN 51130;

C according to DIN 51097

Cover	Art. no.	Cover	Art. no.
with Lock & Lift System		without Lock & Lift System	
1	AISI 304 48 201	1	AISI 304 48 225
2	AISI 304 48 202	2	AISI 304 48 226
3	AISI 304 48 221	3	AISI 304 48 220
4	AISI 304 48 219	4	AISI 304 48 218
1	AISI 316L 48 203	2	AISI 316L 48 228
2	AISI 316L 48 227		

with slotted cover

in stainless steel AISI 304

Material: ABS

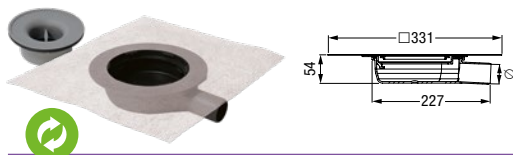
Class: K 3

Cover: 120×120 mm

AISI 304 Art. no. 48 165

Drain body The Ultraflat 54

with odour trap for installation in an upper section



Lateral outlet Ø 40 / Ø 50

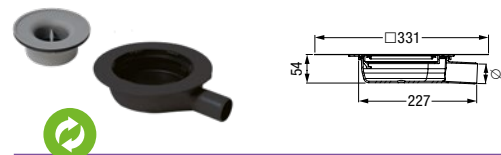
Sealing water height: 22 mm

Inclusive:

- Odour trap for installation in an upper section
- Factory-mounted waterproofing membrane according to EN 1253-1 and DIN 18534-1-W3-I

Ø 40 Art. no. 44 740M

Ø 50 Art. no. 44 750M



Lateral outlet Ø 40 / Ø 50

Sealing water height: 22 mm

Inclusive:

- Odour trap for installation in an upper section
- Non-mounted waterproofing membrane according to EN 1253-1 and DIN 18534-1-W3-I

Ø 40 Art. no. 44 740

Ø 50 Art. no. 44 750